

IMPORTANT INFORMATION

CONDARI PTY LTD makes over 120 different models of QASAIR Rangehoods plus many special rangehoods designed by architects and interior designers.

It is important to follow the installation instructions.

There are many different cooking appliances on the Australian market today.

Examples: Electric Ego, ceramic hotplates, teppanyaki plates and Induction hotplates. There are gas hotplates with four burners, a wok burner or fish burner of all different heat output. Many companies offer a vario system with individual two gas burners, a wok burner, electric ceramic hotplate, an electric griller or barbecue and an induction hotplate. There are three gas cooking appliances with an open flame griller or barbecue.

Gas regulations require different heights for different brands of rangehoods. QASAIR rangehoods can be fitted 600 mm above the trivet of a gas hotplate. This is due to the fact they do not have plastic motors or plastic internal parts. Over the open flame gas grillers or gas barbecues the filters must be 1200 mm above the cooking surface. Therefore, a special rangehood is required to comply with the regulations. There are no regulations over an electric hotplate except for those set out by the manufacturer. Above a gas wok burner or electric griller or barbecue they should be 700 mm to 800 mm above.

All decorative rangehoods in the Sapphire, Gallery, Imperial, Argyle, Federation and Heritage range should be 700 mm to 800 mm above the cooking surface. When a rangehood is in a galley or partially enclosed kitchen, the rangehood can be higher at 900 mm to 1000 mm.

For island situations they should not be above 800 mm as movement around the bench will result in fumes being drawn out from the catchment area of the rangehood.

We have a model, the Thermidor which is installed in the ceiling and is higher than the recommendation. This is for aesthetic reasons such as a view or window setting. The rangehood is fitted with three fans to provide the necessary air movement.

The Executive Range can be installed at 600mm above the trivets of a gas hotplate, over an induction cooktop the minimum should be 750mm.

1. The installation of QASAIR Rangehoods must comply with the information in this booklet. QASAIR Rangehoods are designed and made to work efficiently over all domestic cookware available on the Australian market.
2. Every QASAIR Rangehood must be ducted to the outside atmosphere by the use of zinc-alume duct or non-porous and non-flammable materials. **Do not use of any type of flexible ducting or plastic PVC piping.** Rangehoods must not be vented into a wall cavity or a ceiling space. Externally ducting the rangehood prevents a build up of grease, which can be a fire risk. Ensure the external outlet vent does not restrict the airflow in any way, as this may result in reduced performance.
3. QASAIR Rangehoods must be ducted in duct work equivalent to the outlet of the rangehood ie: The cross sectional area of the rangehood outlet and the duct work must be equal. Do not reduce the duct size or have sharp bends. Enlarge the duct size if the duct is to run 6 metres or longer. Advice from CONDARI is available to ensure optimum performance. Always use nonflammable materials to minimise the risk of fire in the duct.
4. Ensure all ducting pieces are correctly fitted and sealed with either duct tape or silicone to ensure that fumes do not escape into the ceiling space and seep into living areas through vents or light fittings. The installation

and fitting of the rangehood should be done in such a way that will allow the unit to be removed if service is required. Additional costs incurred in the removal of wall tiles, damage to walls or bench tops are not covered by warranty.

5. Always adequately ventilate the room when the rangehood is in use at the same time as appliances burning gas or other fuels.
6. **WARNING:** Incorrect venting will result in additional noise and a reduction in efficiency. Exhaust air must not be discharged into any chimney or flue, which may carry combustible products from other sources.
 - a) Do not discharge the air-flow from the rangehood into a flue used for exhausting fumes from burning gas or fuel;
 - b) For cleaning purposes please refer to page 101 of installation instructions for stainless steel;
 - c) If cleaning is not carried out in accordance with the instructions as listed on page 101, there may be an increased risk of fire;
 - d) Some parts of the rangehood may become hot when cooking;
 - e) This appliance is not intended for use by persons (including children) with reduced physical, sensory or mental capabilities, or lack of experience and knowledge, unless they have been given supervision or instruction concerning use of the appliance by a person responsible for their safety.
7. Do not flambé under the rangehood.
8. If the supply cord is damaged, an authorised service centre or licensed electrician must replace it.
9. **NOTE:** CONDARI recommend an air movement of between 1000 to 1400 cubic metres per hour over an indoor barbecue, depending on the length of the duct run. Ensure a twin motor unit is installed over indoor barbecues for optimum results. Barbecues should be positioned under the centre of the hood where the fans are mounted and not near the outer edges where leakage may occur.
10. The lights in the rangehoods are LED and come with a night light except for D400L-1 and SEN400L-1.
11. To reduce the risk of fixing screws coming in contact with live parts, do not drill or screw into the rangehood. Live wires are encapsulated where possible to prevent user contact. If necessary drill from the inside out and only through single sheet material.
12. QASAIR domestic rangehoods are not to be used over barbecues approved for outdoor use only, with a Mega Joule rating of 50mj and over.
13. CONDARI make a range of hoods specifically for outdoor barbecues in alfresco areas under the CONDOR name.
14. CONDARI can manufacture rangehoods to be used over commercial cookers in domestic applications.

INSTALLATION INSTRUCTIONS

- WES
- EAS

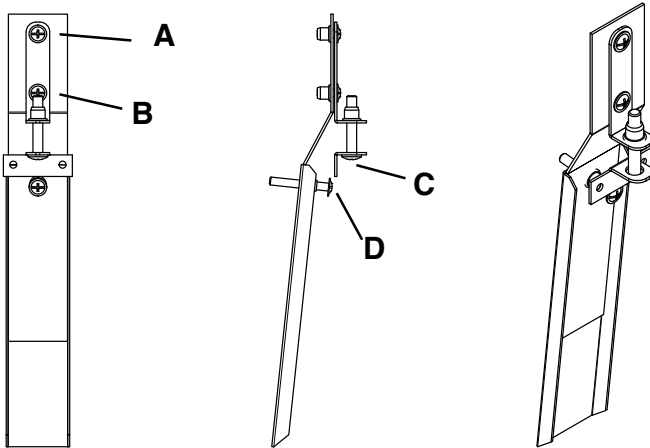
*Installation must be carried out by the procedure outlined.
Failure to do so may void the guarantee.*

Electrical: *Wiring to the appliance must comply with State and local Regulations.
Connection to be carried out by a registered electrician.*

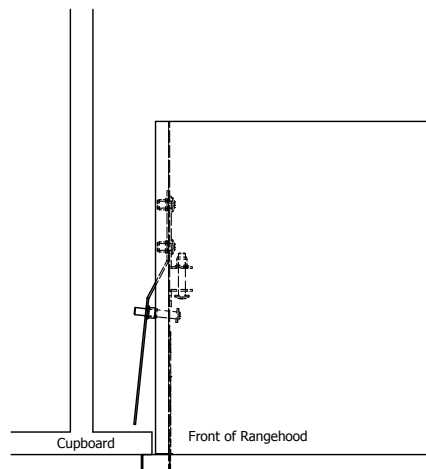
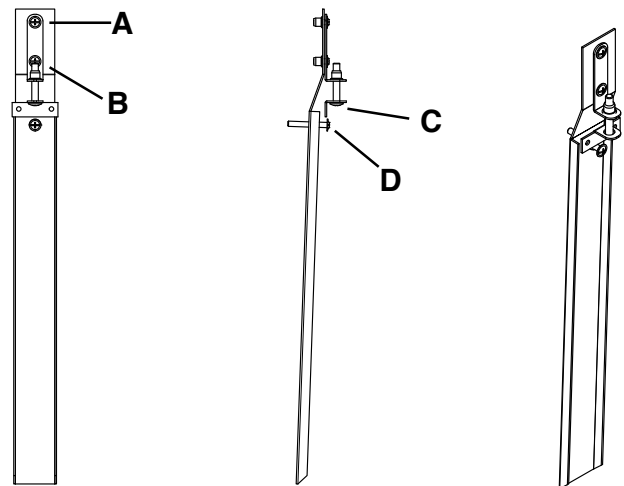
1. Loosen screws A and B by turning anti-clockwise.
2. Turn 'D' anti-clockwise to extend the outer spring bracket.
3. Insert rangehood into cut out and turn screw 'C' clockwise to align rangehood with cupboard base.
4. Do not over tighten.
5. Tighten screw 'A' by turning clockwise to lock fixing bracket.
6. Fit off ductwork as required.
7. To remove rangehood, turn screw 'D' clockwise.

RANGEHOOD SPRING BRACKETS

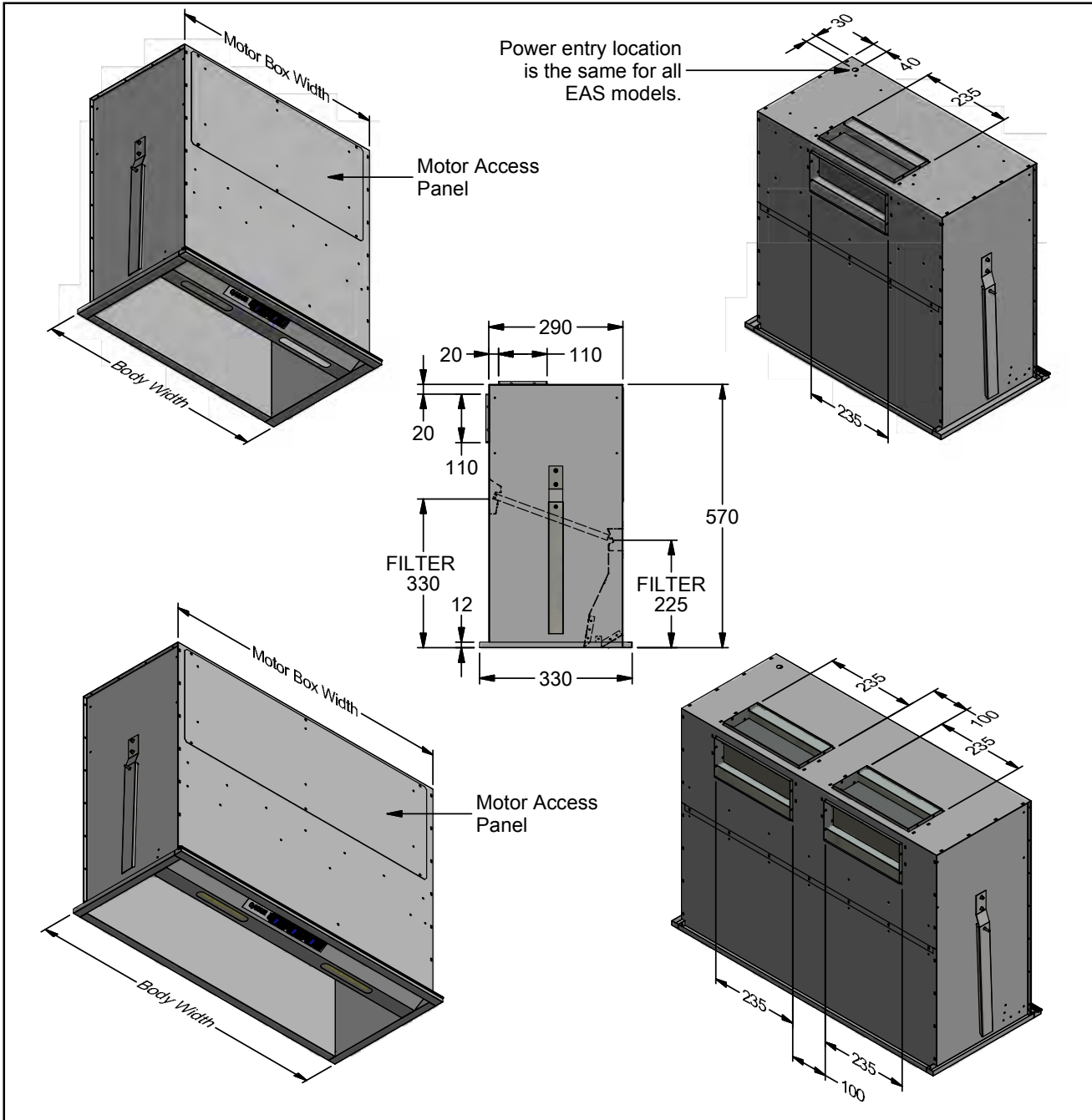
Model: WES



Model: EAS

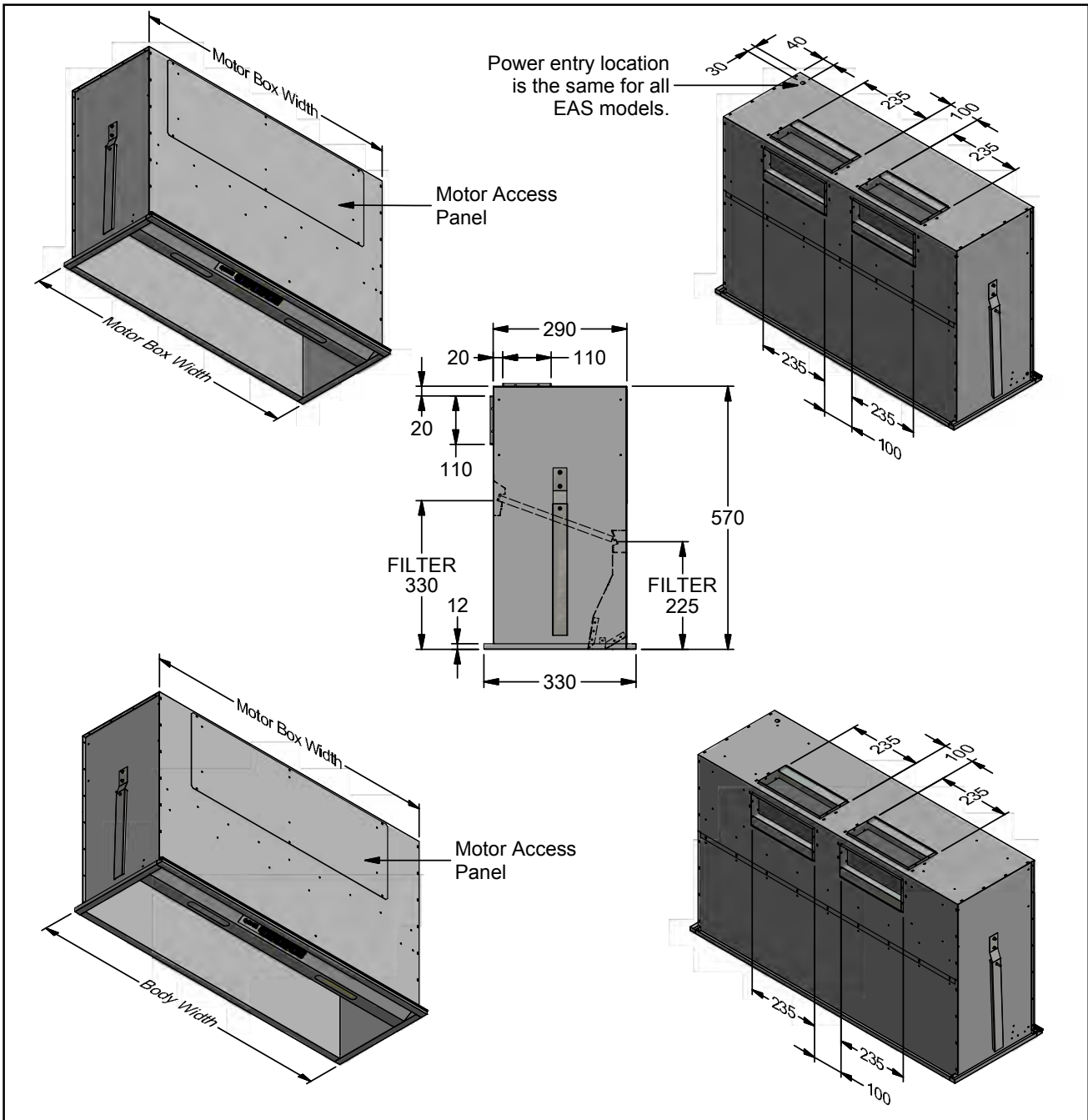


EASTMORE - EAS



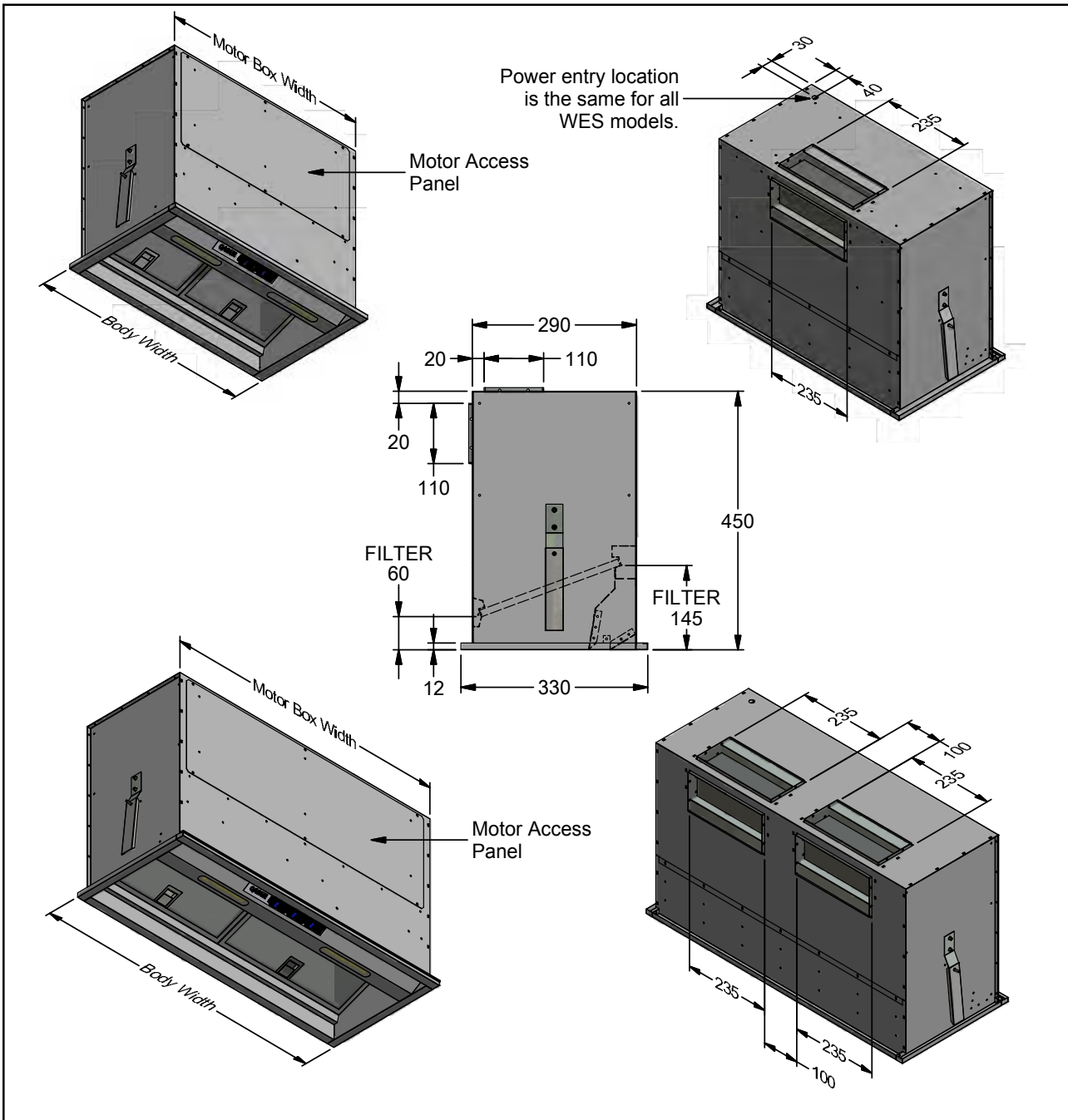
Model	EAS 60L-1	EAS 80L-2	Model	EAS 60L-1	EAS 80L-2
Body Width	600mm	800mm	Filter Size	272mm x 272mm	379mm x 260mm
Motor Box / Flue Width	565mm	780mm	Conversion Top/Back Back/Top	YES	YES
Motor Qty	1	2	Electrical Connection	10 Amp Lead	10 Amp Lead
LED Light	Cool	Cool	Minimum Height (H =)	N/A	N/A
Nightlight	YES	YES	Maximum Height (H =)	N/A	N/A
Light Qty	2	2	PowderKote® Available	N/A	N/A
Light Centres	300mm	380mm	All-thread Fixing Centres	N/A	N/A
Filter Qty	2	2	Corner Type	Square	Square
			Condari Pty Ltd.	Version: B 02/12/2014F Page 1 of 2	

EASTMORE - EAS



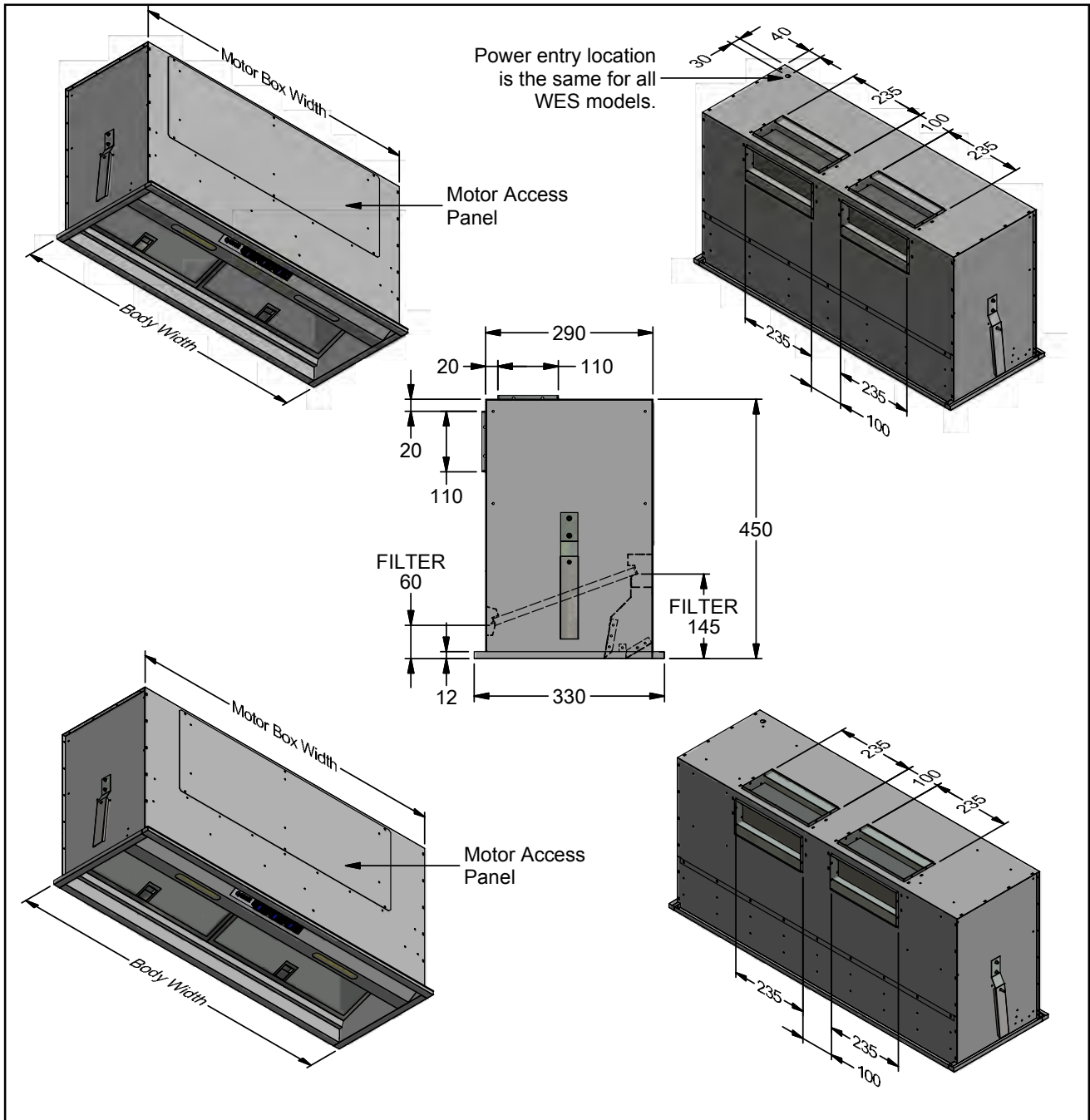
Model	EAS 90L-2	EAS 100L-2	Model	EAS 90L-2	EAS 100L-2
Body Width	900mm	1000mm	Filter Size	429mm x 260mm	479mm x 260mm
Motor Box / Flue Width	880mm	980mm	Conversion Top/Back Back/Top	YES	YES
Motor Qty	2	2	Electrical Connection	10 Amp Lead	10 Amp Lead
LED Light	Cool	Cool	Minimum Height (H =)	N/A	N/A
Nightlight	YES	YES	Maximum Height (H =)	N/A	N/A
Light Qty	2	2	PowderKote® Available All-thread Fixing Centres	N/A	N/A
Light Centres	430mm	480mm	Corner Type	Square	Square
Filter Qty	2	2			
			Condari Pty Ltd.	Version: B 02/12/2014F Page 2 of 2	

WESTMORE - WES



Model	WES 60L-1	WES 80L-2	Model	WES 60L-1	WES 80L-2
Body Width	600mm	800mm	Filter Size	272mm x 272mm	379mm x 260mm
Motor Box / Flue Width	565mm	780mm	Conversion Top/Back Back/Top	YES	YES
Motor Qty	1	2	Electrical Connection	10 Amp Lead	10 Amp Lead
LED Light	Cool	Cool	Minimum Height (H =)	N/A	N/A
Nightlight	YES	YES	Maximum Height (H =)	N/A	N/A
Light Qty	2	2	PowderKote® Available	N/A	N/A
Light Centres	300mm	380mm	All-thread Fixing Centres	N/A	N/A
Filter Qty	2	2	Corner Type	Square	Square
			Condari Pty Ltd. Version: B 03/12/2014F Page 1 of 2		

WESTMORE - WES



Model	WES 90L-2	WES 100L-2	Model	WES 90L-2	WES 100L-2
Body Width	900mm	1000mm	Filter Size	429mm x 260mm	479mm x 260mm
Motor Box / Flue Width	880mm	980mm	Conversion Top/Back Back/Top	YES	YES
Motor Qty	2	2	Electrical Connection	10 Amp Lead	10 Amp Lead
LED Light	Cool	Cool	Minimum Height (H =)	N/A	N/A
Nightlight	YES	YES	Maximum Height (H =)	N/A	N/A
Light Qty	2	2	PowderKote® Available	N/A	N/A
Light Centres	430mm	480mm	All-thread Fixing Centres	N/A	N/A
Filter Qty	2	2	Corner Type	Square	Square
			Condari Pty Ltd.	Version: B 03/12/2014F Page 2 of 2	

FILTER CLEANING

For the best results, please clean filters regularly. Condari recommends cleaning filters once per month, or immediately after heavy use.

You can do this by hand washing in warm soapy water, or by placing filters in the top rack of the dishwasher using a detergent of pH 8 or less. Note: Washing the filters in the dishwasher may cause discolouration of the filters.

Ensure the filters are completely dry before placing them back. Do not operate the rangehood without the filters installed.

Condari **does not** recommend the use of any citrus or industrial products, particularly corrosive, caustic or acid.

RANGEHOOD CLEANING

QASAIR rangehoods are made from stainless steel, either type 304 or type 316.

- Type 304 is classified as 18/8 stainless steel
- Type 316 is classified as 18/10 stainless steel.

This means that the stainless is made of 18% nickel and either 8% or 10% of chromium respectively.

Stainless steel gets its protective coating from the chromium oxidising in the air to form a protective surface of chromium oxide.

Please use non-corrosive or non-abrasive cleaners (warm soapy water recommended). Stainless Steel cleaner may be used.

CONDARI PTY LTD APPLIANCE GUARANTEE

The benefits conferred by this warranty are in addition to all other rights and remedies in respect of the product which the consumer has under the Competition and Consumer Act 2010 and similar state and territory laws.

Condari P/L in Melbourne (and by their agency in Country Areas and other States) warrants that the appliance will be free from defects in materials and workmanship for a period of 36 months from the date of purchase of the appliance to the consumer.

If there is a breach of this warranty, Condari will rectify, free of charge, at its nearest service centre or authorised service agency any fault caused by faulty workmanship or material at the time of manufacture occurring in the appliance within 36 months from the date of delivery of the appliance to the customer.

This warranty is conditional upon the appliance being used only for personal, domestic and household purposes and installed and operated in accordance with QASAIR Instructions and does not apply to articles which by their nature are consumable.

If a defect is caused by neglect, misuse, or failure to follow operating instructions where special precautions are detailed for user attention then a charge shall be made for the service call.

For example:

With the filters the user is specifically requested:

- To clean filter regularly by handwashing or placing in a dishwasher at least once a month.
- To turn rangehood off after each use.

Where a claim is made under warranty, CONDARI reserves the right to determine whether or not the fault is caused by faulty workmanship or material or that the part is defective.

The consumer shall be fully responsible for all expenses whatsoever incidental to the removal of parts from the unit or to their replacement. Amongst other things, such responsibility shall extend to damaged walls, tiles, fixtures and fittings whether or not the unit has been built into a cupboard and irrespective of the stage either of its installation or the fitting of any other item whatsoever in its vicinity.

No other person, or firm or corporation is authorised by Condari to offer or give on its behalf any other greater warranty that given by Condari under this warranty.

EXCLUSIONS

There are some exclusions from the Condari Pty Ltd Guarantee. (on previous page)

CONDOR Rangehoods are designed to be used over all domestic barbecues available in AUSTRALIA.

QASAIR Rangehoods are not to be used over barbecues approved for outdoor use only.

Outdoor barbecues will have a rating plate on them specifying that they are approved for outdoor use only and also a mega joule rating per burner or a total mega joule rating.

In practice any barbecue or outdoor cooking appliance over 50 mega joule will need a specially made rangehood with an air movement exceeding 2000 cubic meters per hour.

QASAIR have hoods to go over domestic cookers such as VIKING, WOLF and CAPITAL cooking appliances. These brands have a mega joule rating of up to 95 mj and therefore special hoods are required for the appliances.

CONDARI will manufacture special rangehoods to go over commercial cooking appliances situated in domestic kitchens.

Once the heat output is over 50 mega joule a special rangehood is required.



STANDARD WARRANTY

Date purchased

Purchased from _____

Model _____

Serial No _____

The purchaser must fill in the above information and keep this with the original purchase document. This form must be produced if and when a claim is made under this warranty.

QASAIR Rangehoods are made in Ringwood, Australia.

Tel: +61 3 9482 7088

Fax: +61 3 9482 7011

Email: sales@condari.com.au