



POWDER & INDUSTRIAL COATINGS



# Colours that Inspire

**Powder Coating Colour Selector**

**Worth doing, worth Dulux®.**

# Our Range



## Dulux® offers a range of durability options depending on the needs of your project



Duralloy® is an ideal choice for architectural residential fittings such as aluminium windows, doors, balustrades, fences, as well as interior items and other metal substrates. Supported by a 10 year durability warranty\* on architectural aluminium for BCA Class 1 and Class 10 residential projects, when applied by a Dulux® Registered Applicator.



For an added touch of class, Precious® is an ideal choice for architectural residential fittings such as aluminium windows, doors, balustrades, fences, as well as interior items and other metal substrates. Supported by a 10 year durability warranty\* on architectural aluminium for BCA Class 1 and Class 10 residential projects, when applied by a Dulux® Registered Applicator.

### Durability Indicator

Up to 20 years durability warranty\* 

Up to 10 years durability warranty\*   
BCA Class 1 and Class 10 residential projects

No durability warranty\* 



Duratec® delivers superior gloss and colour retention when compared with standard polyester powder coatings. It has been developed for use on architectural aluminium including window and door frames, panel work and other exterior metal features and is supported by a 20 year durability warranty\* when applied by a Dulux® Registered Applicator.



Alphatec® includes a range of fun, bright colours ideal for items including playgrounds, electrical cabinets, interior fit-out, industrial design and metal consumer products. Where colour retention is paramount, we recommend our Duratec® range of exterior durable brights.

\*Subject to the terms and conditions of the relevant product warranty. Please contact your local Dulux® representative for further details.

# Pearls

**10** YEAR  
QUALITY WARRANTY  
**PRECIOUS**<sup>®</sup>  
WITH **RAPIDCURE** TECHNOLOGY



Glow Pearl Satin 2607471Q	Urban Pearl Matt 2607467Q	Essential Silver Pearl Matt 2603146Q	Supreme Silver Pearl Satin 2607466Q
Trophy Pearl Satin 2607470Q	Bubbly Pearl Satin 2608229Q	Typhoon Pearl Satin 2607469Q	Sword Pearl Gloss 2607468Q
Starry Night Pearl Gloss 2609139Q	Jet Pearl Satin 2609144Q	Deep Bronze Pearl Satin 2608228Q	Propeller Pearl Satin 2608230Q

**10** YEAR  
QUALITY WARRANTY  
**PRECIOUS**<sup>®</sup>  
POWDERCOAT RANGE




Mother of Pearl Gloss 97184678	Pandemonium Silver Pearl Flat 9717004F	Sharp Silver Kinetic <sup>®</sup> Pearl Satin 9717238K	Silver Kinetic <sup>®</sup> Pearl Satin 9717043K
St Elmos Fire Kinetic <sup>®</sup> Pearl Satin 9717208K	Platypus Kinetic <sup>®</sup> Pearl Satin 9717214K	Gunmetal Kinetic <sup>®</sup> Pearl Satin 9718115K	Copper Kinetic <sup>®</sup> Pearl Satin 9717183K
Nickel Pearl Matt 97188360	Gold Pearl Satin 97196604	Red Emperor Pearl Satin 9714205Q	Blue Light Pearl Satin 9715209Q


Product colours displayed in this guide are indicative only. They have been matched to outdoor viewing and are as close to the actual product colours as modern printing techniques allow. Colour appearance may vary according to light source. Always confirm your colour choice with production line prepared samples for final colour approval.




# Pearls



Linen Pearl  
Satin 9001138Q




Chain Pearl  
Matt 90089119



Citi Silver Pearl  
Matt 9007024Q




Star Pearl  
Flat 9007005F




Pewter Pearl  
Satin 90088396




Silver Pearl  
Satin 9007160K




Nickel Pearl  
Matt 90088395



Titanium Pearl  
Satin 90087728



Bronze Pearl  
Satin 90088393



Charcoal Pearl  
Satin 90088394

# Whites and Neutrals



Bright White Gloss 26084636	Shoji White Satin 26084682	Off White Satin 2603149S	Anotec® Off White Matt 2602181M
White Birch Gloss 2602057G	Primrose Gloss 26084365	Stone Beige Matt 26032538	Doeskin Satin 26032516
Classic Cream® Matt 26084732 Satin 2602095S	Evening Haze® Matt 2603168M Satin 2603175S	Dune® Matt 2607558M Satin 2603087S	Paperbark® Matt 2603174M Satin 2603135S

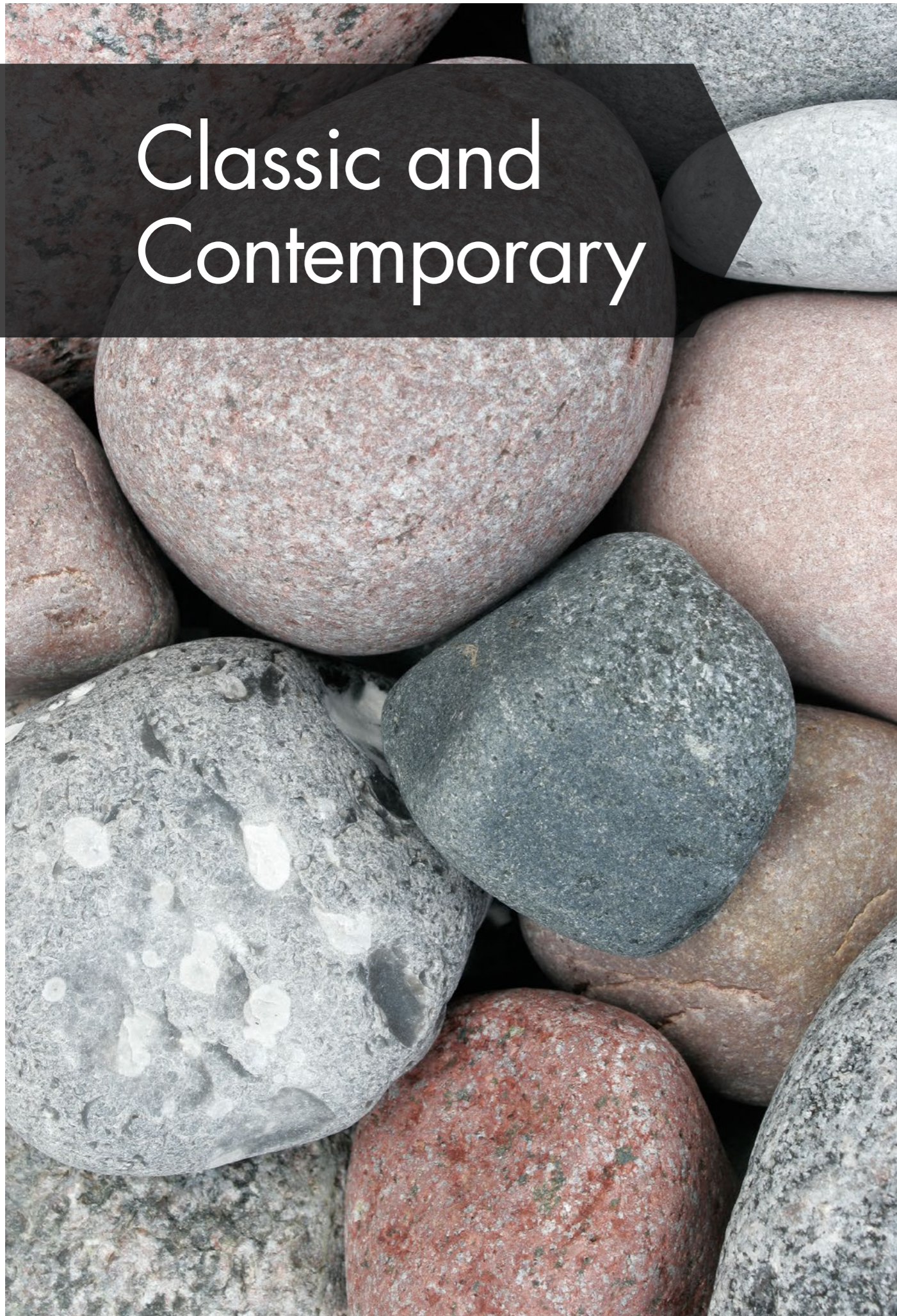


Barrister White Satin 27284672	Canola Cream Gloss 27281796	Magnolia Gloss 27232658	Barley Gloss 2723089G
Rivergum Beige Gloss 27236991	Light Grey Gloss 2727263G		



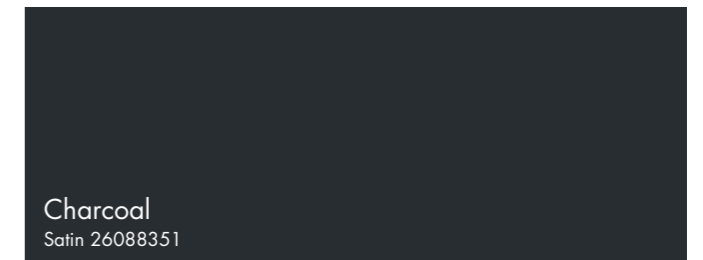





Mother of Pearl Gloss 97184678	Copper Kinetic® Pearl Satin 9717183K	Nickel Pearl Matt 97188360	Champagne Kinetic® Pearl Matt 9713059K
-----------------------------------	---	-------------------------------	---

Product colours displayed in this guide are indicative only. They have been matched to outdoor viewing and are as close to the actual product colours as modern printing techniques allow. Colour appearance may vary according to light source. Always confirm your colour choice with production line prepared samples for final colour approval.



# Classic and Contemporary



# Classic and Contemporary



<p>Barrister White Satin 27284672</p>	<p>Light Grey Gloss 2727263G</p>	<p>Berry Grey Gloss 2727262G</p>
<p>Charcoal Gloss 2729086G</p>	<p>Weathered Copper Matt 27233724</p>	<p>Anotec® Mid Bronze Matt 27251014</p>
<p>Blue Ridge® Satin 27288480</p>	<p>Wedgewood Satin 27250279</p>	<p>Classic Hawthorn Green Gloss 27233709</p>



<p>Chalk USA Gloss 90073713</p>	<p>Talc Satin 90084682</p>	<p>Lunar Grey Matt 90088417</p>
<p>Silver Grey Satin 90051272</p>	<p>Grey Satin 90088416</p>	<p>Timberland Satin 9007315S</p>
<p>Dark Grey Matt 90051275</p>	<p>Charcoal Satin 90087732</p>	<p>Black Matt 90088702</p>
<p>Lunar Eclipse Satin 90087734</p>		

Product colours displayed in this guide are indicative only. They have been matched to outdoor viewing and are as close to the actual product colours as modern printing techniques allow. Colour appearance may vary according to light source. Always confirm your colour choice with production line prepared samples for final colour approval.

# Pre-Coated Steel



<b>Surfmist</b> <sup>®</sup> Matt 2603167M Satin 2601137S	<b>Shale Grey</b> <sup>®</sup> Matt 2607557M Satin 26083246	<b>Windspray</b> <sup>®</sup> Matt 2607559M Satin 2607256S
<b>Classic Cream</b> <sup>®</sup> Matt 26084732 Satin 2602095S	<b>Evening Haze</b> <sup>®</sup> Matt 2603168M Satin 2603175S	<b>Dune</b> <sup>®</sup> Matt 2607558M Satin 2603087S
<b>Paperbark</b> <sup>®</sup> Matt 2603174M Satin 2603135S	<b>Gully</b> <sup>®</sup> Matt 2608235M Satin 2608233S	<b>Jasper</b> <sup>®</sup> Matt 2608252M Satin 2608122S
<b>Wallaby</b> <sup>®</sup> Matt 2607476M Satin 2607474S	<b>Woodland Grey</b> <sup>®</sup> Matt 2606256M Satin 2606255S	<b>Monument</b> <sup>®</sup> Matt 2609066M Satin 2609067S
<b>Basalt</b> <sup>®</sup> Matt 2607475M Satin 2607473S	<b>Ironstone</b> <sup>®</sup> Matt 2607556M Satin 2607257S	<b>Deep Ocean</b> <sup>®</sup> Matt 2605267M Satin 2605125S
<b>Mangrove</b> <sup>®</sup> Matt 2606251M Satin 2606262S	<b>Cove</b> <sup>®</sup> Matt 2606252M Satin 2606250S	<b>Pale Eucalypt</b> <sup>®</sup> Matt 2606303M Satin 2606127S
<b>Cottage Green</b> <sup>®</sup> Matt 2606304M Satin 26084219	<b>Manor Red</b> <sup>®</sup> Matt 2604292M Satin 2604134S	<b>Terrain</b> <sup>®</sup> Matt 2608234M Satin 2608232S



# Brights

## ALPHATEC® WITH RAPIDCURE TECHNOLOGY



<b>Yellow Gold</b> Gloss 2652188G	<b>Safety Yellow</b> Gloss 2652162G	<b>Orange X15</b> Gloss 2654293G	<b>Signal Red</b> Gloss 2654294G
<b>Blaze Blue</b> Gloss 2655268G	<b>Mistletoe</b> Gloss 2656292G		

## ALPHATEC® POWDERCOAT RANGE



<b>Lemon Yellow</b> Gloss 98432120	<b>Flame Red</b> Gloss 98419959	<b>Dark Violet</b> Gloss 98451926	<b>French Blue</b> Gloss 98432725
<b>Pommel Blue</b> Gloss 98451034	<b>Space Blue</b> Gloss 98419990		

## 20 YEAR DURATEC® POWDERCOAT RANGE



<b>Moonlight</b> Satin 9002004S	<b>Sunshine</b> Gloss 9002084G	<b>Summer</b> Gloss 9004008G	<b>Flame</b> Gloss 9004007G
<b>Desert</b> Satin 9004227S	<b>Storm</b> Satin 90089584	<b>Reef</b> Gloss 9005011G	<b>Coast</b> Satin 9005233S
<b>Leaf</b> Satin 9006167S	<b>Evergreen</b> Satin 9006005S		

Product colours displayed in this guide are indicative only. They have been matched to outdoor viewing and are as close to the actual product colours as modern printing techniques allow. Colour appearance may vary according to light source. Always confirm your colour choice with production line prepared samples for final colour approval.



Lifted from  
Nature

**The Dulux® Colour Selector showcases a wide range of our most popular colours, specially selected to inspire you and your design**

**To view our full range of standard colours visit [duluxpowders.com.au](http://duluxpowders.com.au)**

### **Specification made easy**

Specification of powder coating finishes on architectural aluminium and other metal substrates can be a complex process and the following items should be considered:

- What is the most appropriate product for your project
- Does the product offer a genuine performance warranty
- What assurance is there the coating is applied correctly
- How do you ensure that your specification is not misinterpreted

### **Advice line**

Our dedicated and knowledgeable consultants can help simplify the specification process. Save time and money by getting the right coating advice. Call **13 24 99**.

### **Selecting your colours**

Some colours may share the same colour name but be entirely different. To avoid disappointment when choosing colour, remember to specify as follows:

- Specify the Dulux® product name and code
- Nominate the required performance standard
- To be applied by a Dulux® Registered Applicator
- Specify the durability warranty required

### **Custom Colour**

If you still cannot find the colour you are looking for, consider Dulux® Custom Colour™. Project specific colours are matched on a Made to Order basis. Please note that minimum batch sizes apply.



**Call 13 24 99 or visit  
[duluxpowders.com.au](http://duluxpowders.com.au)**



Dulux, Duralloy, Duratec, Kinetic, Precious, Alphatec, Anotec, Worth doing, worth Dulux are registered trade marks and Custom Colour and Rapidcure are trade marks of DuluxGroup (Australia) Pty Ltd. Colorbond and the Colorbond colour names denoted by the ®symbol are registered trade marks of Bluescope Steel Ltd. Product colours displayed in this guide are indicative only. They have been matched to outdoor viewing and are as close to the actual product colours as modern printing techniques allow. Colour appearance may vary according to light source. Always confirm your colour choice with production line prepared samples for final colour approval. Over time the durability performance between Colorbond and Dulux Powder Coating products may vary. Any advice, recommendation, information, assistance or service provided by Dulux in relation to goods manufactured by it or their use and application is given in good faith and is believed by Dulux to be appropriate and reliable. However, any advice, recommendation, information, assistance or service provided by Dulux is provided without liability or responsibility PROVIDED THAT the foregoing shall not exclude, limit, restrict or modify the rights entitlements and remedies conferred upon any reason, or liabilities imposed by Dulux by any condition or warranty imposed by a Commonwealth, State or Territory Act or ordinance rendering void or prohibiting such exclusion, limitation, restriction or modification. Copyright 2015 DuluxGroup (Australia) Pty Ltd.