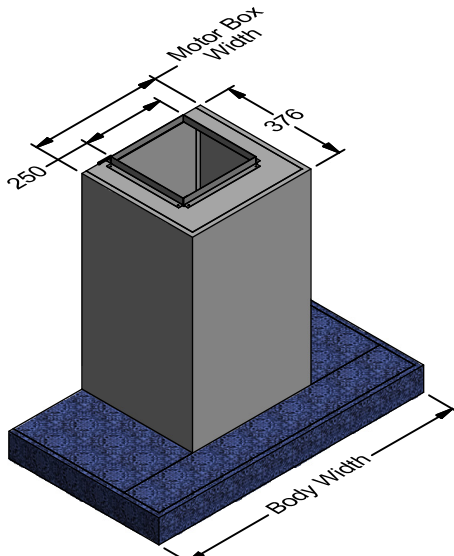
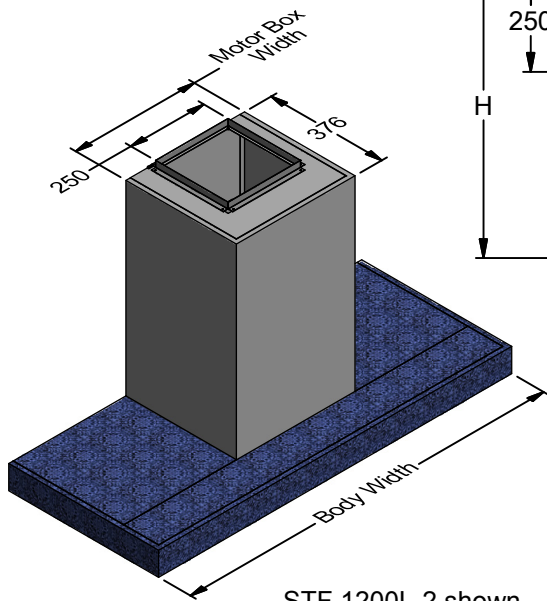
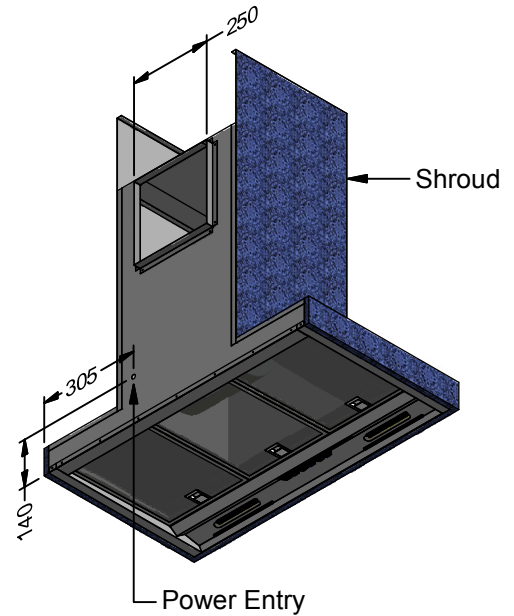
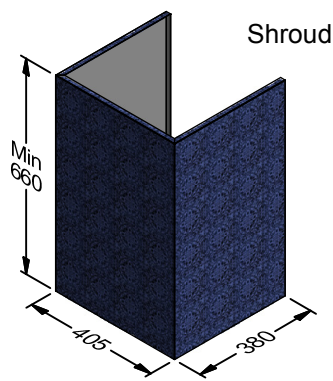
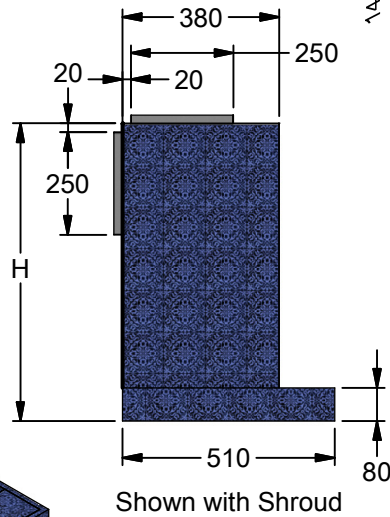


STF
Wall Mounted


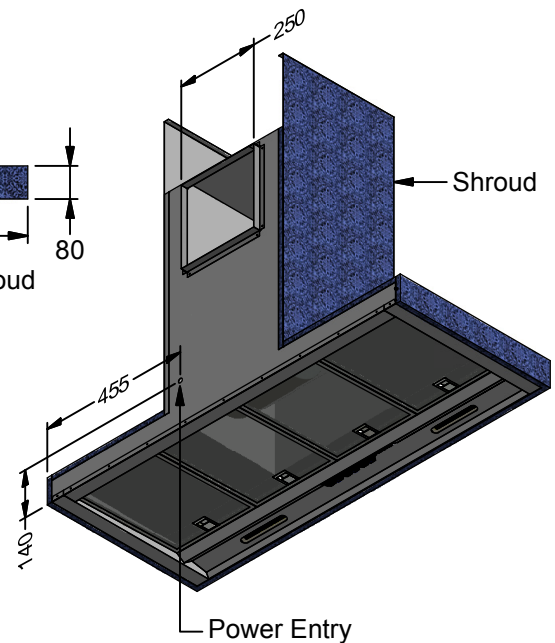
STF 900L-2 shown without shroud.



STF 1200L-2 shown without shroud.



Shown with Shroud



Rangehood is manufactured as top ducted only. A conversion kit for back ducted is supplied.

| Model | STF 900L-2 | STF 1200L-2 | Model | STF 900L-2 | STF 1200L-2 |
|------------------------|------------|-------------|------------------------------|------------------------------------|---------------|
| Body Width | 900mm | 1200mm | Filter Size | 272mm x 355mm | 272mm x 355mm |
| Motor Box / Flue Width | 403mm | 403mm | Conversion Top/Back Back/Top | YES | YES |
| Motor Qty | 2 | 2 | Electrical Connection | Junction Box | Junction Box |
| LED Light | Cool | Cool | Minimum Height (H =) | 740mm | 740mm |
| Nightlight | YES | YES | Maximum Height (H =) | 1280mm | 1280mm |
| Light Qty | 2 | 2 | PowderKote® Available | N/A | N/A |
| Light Centres | 510mm | 648mm | All-thread Fixing Centres | N/A | N/A |
| Filter Qty | 3 | 4 | Corner Type | Square | Square |
| | | | Condari Pty Ltd. | Version: C 20/01/2015F Page 1 of 1 | |